

Texas Secretary of State

Canvass Report

2022 NOVEMBER 8TH GENERAL ELECTION

November 08, 2022

TITUS	Total # of Voters Voted:	<u>7347</u>	
	Provisional Votes Cast:	<u>11</u>	Votes


U. S. REPRESENTATIVE DISTRICT 1

Nathaniel Moran	REP	<u>5680</u>
Jrmar (Jj) Jefferson	DEM	<u>1563</u>

I, PAM HOLMES, TITUS County Election Administrator (Senior) do hereby certify the returns as shown on the official canvass statement are true and correct as certified by the TITUS County Commissioners Court.

*Pamela Holmes*  
Signature

11/18/2022  
Date



Texas Secretary of State

Canvass Report

2022 NOVEMBER 8TH GENERAL ELECTION

November 08, 2022

TITUS

Total # of Voters Voted: 7347

Provisional Votes Cast: 11

Votes


GOVERNOR

Greg Abbott	REP	<u>5701</u>
Beto O'Rourke	DEM	<u>1535</u>
Mark Tippetts	LIB	<u>70</u>
Delilah Barrios	GRE	<u>16</u>
Jacqueline Abernathy	WRI	<u>0</u>
Mark V Goloby	WRI	<u>0</u>

I, PAM HOLMES, TITUS County Election Administrator (Senior) do hereby certify the returns as shown on the official canvass statement are true and correct as certified by the TITUS County Commissioners Court.

*Pam Holmes*  
Signature

11/18/2022  
Date



Texas Secretary of State

Canvass Report

2022 NOVEMBER 8TH GENERAL ELECTION

November 08, 2022

TITUS  
Total # of Voters Voted: 7347  
Provisional Votes Cast: 11 Votes


LIEUTENANT GOVERNOR

Dan Patrick	REP	<u>5583</u>
Mike Collier	DEM	<u>1573</u>
Shanna Steele	LIB	<u>126</u>

I, PAM HOLMES, TITUS County Election Administrator (Senior) do hereby certify the returns as shown on the official canvass statement are true and correct as certified by the TITUS County Commissioners Court.

Pamela Holmes  
Signature

11/18/2022  
Date



Texas Secretary of State

Canvass Report

2022 NOVEMBER 8TH GENERAL ELECTION

November 08, 2022

TITUS

Total # of Voters Voted: 7347

Provisional Votes Cast: 11

Votes


ATTORNEY GENERAL

Ken Paxton	REP	<u>5596</u>
Rochelle Mercedes Garza	DEM	<u>1564</u>
Mark Ash	LIB	<u>112</u>

I, PAM HOLMES, TITUS County Election Administrator (Senior) do hereby certify the returns as shown on the official canvass statement are true and correct as certified by the TITUS County Commissioners Court.

*Pam Holmes*  
Signature

11/18/2022  
Date



Texas Secretary of State

Canvass Report

2022 NOVEMBER 8TH GENERAL ELECTION

November 08, 2022

TITUS

Total # of Voters Voted: 7347

Provisional Votes Cast: 11

Votes


COMPTROLLER OF PUBLIC ACCOUNTS

Glenn Hegar	REP	<u>5653</u>
Janet T. Dudding	DEM	<u>1470</u>
V. Alonzo Echevarria-Garza	LIB	<u>113</u>

I, PAM HOLMES, TITUS County Election Administrator (Senior) do hereby certify the returns as shown on the official canvass statement are true and correct as certified by the TITUS County Commissioners Court.

*Pam Holmes*  
Signature

11/18/2022  
Date



Texas Secretary of State

Canvass Report

2022 NOVEMBER 8TH GENERAL ELECTION

November 08, 2022

TITUS

Total # of Voters Voted: 7347

Provisional Votes Cast: 11

Votes

COMMISSIONER OF THE GENERAL LAND OFFICE

Dawn Buckingham	REP	<u>5620</u>
Jay Kleberg	DEM	<u>1530</u>
Alfred Molison, Jr	GRE	<u>70</u>
Carrie Evelyn Menger	WRI	<u>1</u>


I, PAM HOLMES, TITUS County Election Administrator (Senior) do hereby certify the returns as shown on the official canvass statement are true and correct as certified by the TITUS County Commissioners Court.

*Pam Holmes*

Signature

11/18/2022

Date



Texas Secretary of State

Canvass Report

2022 NOVEMBER 8TH GENERAL ELECTION

November 08, 2022

TITUS	Total # of Voters Voted:	<u>7347</u>	
	Provisional Votes Cast:	<u>11</u>	Votes


COMMISSIONER OF AGRICULTURE

Sid Miller	REP	<u>5666</u>
Susan Hays	DEM	<u>1552</u>

I, PAM HOLMES, TITUS County Election Administrator (Senior) do hereby certify the returns as shown on the official canvass statement are true and correct as certified by the TITUS County Commissioners Court.

*Pam Holmes*  
Signature

11/18/2022  
Date



Texas Secretary of State

Canvass Report

2022 NOVEMBER 8TH GENERAL ELECTION

November 08, 2022

TITUS

Total # of Voters Voted: 7347

Provisional Votes Cast: 11

Votes


RAILROAD COMMISSIONER

Wayne Christian	REP	<u>5603</u>
Luke Warford	DEM	<u>1441</u>
Jaime Andres Diez	LIB	<u>146</u>
Hunter Wayne Crow	GRE	<u>35</u>

I, PAM HOLMES, TITUS County Election Administrator (Senior) do hereby certify the returns as shown on the official canvass statement are true and correct as certified by the TITUS County Commissioners Court.

Pamela Holmes  
Signature

11/18/2022  
Date





Texas Secretary of State

Canvass Report

2022 NOVEMBER 8TH GENERAL ELECTION

November 08, 2022

TITUS

Total # of Voters Voted: 7347  
Provisional Votes Cast: 11

Votes

JUSTICE, SUPREME COURT, PLACE 3

Debra Lehrmann	REP	<u>5612</u>
Erin A. Nowell	DEM	<u>1495</u>
Thomas Edward Oxford	LIB	<u>113</u>


I, PAM HOLMES, TITUS County Election Administrator (Senior) do hereby certify the returns as shown on the official canvass statement are true and correct as certified by the TITUS County Commissioners Court.

Pam Holmes

Signature

11/18/2022

Date



Texas Secretary of State

Canvass Report

2022 NOVEMBER 8TH GENERAL ELECTION

November 08, 2022

TITUS	Total # of Voters Voted:	<u>7347</u>	
	Provisional Votes Cast:	<u>11</u>	Votes


JUSTICE, SUPREME COURT, PLACE 5

Rebeca Huddle	REP	<u>5675</u>
Amanda Reichel	DEM	<u>1557</u>

I, PAM HOLMES, TITUS County Election Administrator (Senior) do hereby certify the returns as shown on the official canvass statement are true and correct as certified by the TITUS County Commissioners Court.

*Pam Holmes*  
Signature

11/18/2022  
Date



Texas Secretary of State

Canvass Report

2022 NOVEMBER 8TH GENERAL ELECTION

November 08, 2022

TITUS

Total # of Voters Voted: 7347

Provisional Votes Cast: 11

Votes

JUSTICE, SUPREME COURT, PLACE 9


Evan Young REP 5645

Julia Maldonado DEM 1577

I, PAM HOLMES, TITUS County Election Administrator (Senior) do hereby certify the returns as shown on the official canvass statement are true and correct as certified by the TITUS County Commissioners Court.

*Pam Holmes*  
Signature

11/18/2022  
Date



Texas Secretary of State

Canvass Report

2022 NOVEMBER 8TH GENERAL ELECTION

November 08, 2022


TITUS	Total # of Voters Voted:	<u>7347</u>	
	Provisional Votes Cast:	<u>11</u>	Votes

JUDGE, COURT OF CRIMINAL APPEALS PLACE 5

Scott Walker	REP	<u>5657</u>
Dana Huffman	DEM	<u>1554</u>

I, PAM HOLMES, TITUS County Election Administrator (Senior) do hereby certify the returns as shown on the official canvass statement are true and correct as certified by the TITUS County Commissioners Court.

Pamela Holmes      11/18/2022  
Signature                      Date



Texas Secretary of State

Canvass Report

2022 NOVEMBER 8TH GENERAL ELECTION

November 08, 2022

TITUS	Total # of Voters Voted:	<u>7347</u>	
	Provisional Votes Cast:	<u>11</u>	Votes


JUDGE, COURT OF CRIMINAL APPEALS PLACE 6

Jesse F. McClure, Iii	REP	<u>5653</u>
Robert Johnson	DEM	<u>1567</u>

I, PAM HOLMES, TITUS County Election Administrator (Senior) do hereby certify the returns as shown on the official canvass statement are true and correct as certified by the TITUS County Commissioners Court.

*Pamela Holmes*  
Signature

11/18/2022  
Date



Texas Secretary of State

Canvass Report

2022 NOVEMBER 8TH GENERAL ELECTION

November 08, 2022

TITUS

Total # of Voters Voted: 7347

Provisional Votes Cast: 11

Votes

COUNTY COMMISSIONER PRECINCT 2

Joe D. Mitchell REP 1142

Patrick S Jones DEM 475


I, PAM HOLMES, TITUS County Election Administrator (Senior) do hereby certify the returns as shown on the official canvass statement are true and correct as certified by the TITUS County Commissioners Court.

Pamela Holmes

Signature

11/18/2022

Date



**Canvass Results Report**

Official Tally

Run Time 9:01 AM  
Run Date 11/18/2022

**TITUS COUNTY**

2022 November 8th General Election

11/8/2022

Page 1

**Official Results**

Registered Voters  
7347 of 17754 = 41.38%

Precincts Reporting  
23 of 23 = 100.00%

Paper Sheets Counted  
7332

**U.S. REPRESENTATIVE DISTRICT 1**

Precinct	NATHANIEL MORAN, REP	JRMAR (JJ) JEFFERSON, DEM	Cast Votes	Undervotes	Overvotes	Absentee Voting Ballots Cast	Early Voting Ballots Cast	Election Day Voting Ballots Cast	Total Ballots Cast	Registered Voters	Turnout Percentage
1	48	132	180	3	0	19	102	62	183	672	27.23%
2	204	76	280	2	0	8	181	93	282	648	43.52%
3	285	51	336	2	1	9	217	113	339	694	48.85%
4	371	58	429	1	3	7	226	200	433	720	60.14%
5	136	18	154	2	1	5	43	109	157	317	49.53%
6	436	37	473	7	4	14	276	194	484	966	50.10%
7	37	19	56	1	1	4	35	19	58	129	44.96%
8	151	171	322	8	2	23	179	130	332	1,520	21.84%
9	159	35	194	1	2	7	77	113	197	490	40.20%
10	452	37	489	3	0	13	263	216	492	917	53.65%
11	63	13	76	2	0	3	32	43	78	275	28.36%
12	144	15	159	3	0	1	78	83	162	330	49.09%
14	345	209	554	5	0	23	380	156	559	1,628	34.34%
15	336	46	382	3	0	12	233	140	385	870	44.25%
16	982	217	1,199	13	1	35	820	358	1,213	2,577	47.07%
17	50	86	136	3	0	6	77	56	139	675	20.59%
18	80	10	90	1	0	1	61	29	91	229	39.74%
19	107	62	169	1	1	4	105	62	171	588	29.08%
20	451	149	600	10	0	29	386	195	610	1,453	41.98%
6-S	149	28	177	0	0	4	103	70	177	400	44.25%

**Canvass Results Report**

Official Tally

Run Time 9:01 AM  
Run Date 11/18/2022

**TITUS COUNTY**

2022 November 8th General Election

11/8/2022

Page 2

**Official Results**

Registered Voters  
7347 of 17754 = 41.38%

Precincts Reporting  
23 of 23 = 100.00%

Paper Sheets Counted  
7332

**U.S. REPRESENTATIVE DISTRICT 1**

Precinct	NATHANIEL MORAN, REP	JRMAR (JJ) JEFFERSON, DEM	Cast Votes	Undervotes	Overvotes	Absentee Voting Ballots Cast	Early Voting Ballots Cast	Election Day Voting Ballots Cast	Total Ballots Cast	Registered Voters	Turnout Percentage
7-S	497	66	563	11	2	13	421	142	576	1,200	48.00%
14-S	118	16	134	1	0	6	90	39	135	237	56.96%
19-S	79	12	91	1	2	4	60	30	94	219	42.92%
<b>Totals</b>	<b>5,680</b>	<b>1,563</b>	<b>7,243</b>	<b>84</b>	<b>20</b>	<b>250</b>	<b>4,445</b>	<b>2,652</b>	<b>7,347</b>	<b>17,754</b>	<b>41.38%</b>



Canvass Results Report

Official Tally

Run Time 9:01 AM  
Run Date 11/18/2022

TITUS COUNTY

2022 November 8th General Election

11/8/2022

Page 3

Official Results

Registered Voters  
7347 of 17754 = 41.38%

Precincts Reporting  
23 of 23 = 100.00%

Paper Sheets Counted  
7332

GOVERNOR

Precinct	GREG ABBOTT, REP	BETO O'ROURKE, DEM	MARK TIPPETTS, LIB	DELILAH BARRIOS, GRN	JAQUELINE ABERNATHY (W)	MARK V GOLOBY (W)	Cast Votes	Undervotes	Overvotes	Absentee Voting Ballots Cast	Early Voting Ballots Cast	Election Day Voting Ballots Cast	Total Ballots Cast
1	46	133	2	1	0	0	182	1	0	19	102	62	183
2	208	69	1	1	0	0	279	3	0	8	181	93	282
3	284	50	3	0	0	0	337	2	0	9	217	113	339
4	369	55	7	2	0	0	433	0	0	7	226	200	433
5	136	20	0	0	0	0	156	1	0	5	43	109	157
6	443	34	7	0	0	0	484	0	0	14	276	194	484
7	38	18	2	0	0	0	58	0	0	4	35	19	58
8	152	168	5	2	0	0	327	5	0	23	179	130	332
9	161	35	1	0	0	0	197	0	0	7	77	113	197
10	451	37	3	1	0	0	492	0	0	13	263	216	492
11	61	14	2	0	0	0	77	1	0	3	32	43	78
12	148	12	1	1	0	0	162	0	0	1	78	83	162
14	341	210	4	1	0	0	556	3	0	23	380	156	559
15	333	46	5	1	0	0	385	0	0	12	233	140	385
16	988	211	9	1	0	0	1,209	4	0	35	820	358	1,213
17	47	86	4	0	0	0	137	2	0	6	77	56	139
18	78	10	3	0	0	0	91	0	0	1	61	29	91
19	108	59	3	1	0	0	171	0	0	4	105	62	171
20	450	153	3	2	0	0	608	2	0	29	386	195	610
6-S	146	29	2	0	0	0	177	0	0	4	103	70	177

**Canvass Results Report**

Official Tally

Run Time 9:01 AM  
Run Date 11/18/2022

**TITUS COUNTY**

2022 November 8th General Election

11/8/2022

Page 4

**Official Results**

**Registered Voters**  
7347 of 17754 = 41.38%

**Precincts Reporting**  
23 of 23 = 100.00%

**Paper Sheets Counted**  
7332

**GOVERNOR**

<b>Precinct</b>	<b>Registered Voters</b>	<b>Turnout Percentage</b>
1	672	27.23%
2	648	43.52%
3	694	48.85%
4	720	60.14%
5	317	49.53%
6	966	50.10%
7	129	44.96%
8	1,520	21.84%
9	490	40.20%
10	917	53.65%
11	275	28.36%
12	330	49.09%
14	1,628	34.34%
15	870	44.25%
16	2,577	47.07%
17	675	20.59%
18	229	39.74%
19	588	29.08%
20	1,453	41.98%
6-S	400	44.25%

**Canvass Results Report**

Official Tally

Run Time 9:01 AM  
Run Date 11/18/2022**TITUS COUNTY**

2022 November 8th General Election

11/8/2022

Page 5

**Official Results**Registered Voters  
7347 of 17754 = 41.38%

Precincts Reporting

23 of 23 = 100.00%

Paper Sheets Counted

7,332

**GOVERNOR**

Precinct	GREG ABBOTT, REP	BETO O'ROURKE, DEM	MARK TIPPETTS, LIB	DELILAH BARRIOS, GRN	JAUQUELINE ABERNATHY (W)	MARK V GOLOBY (W)	Cast Votes	Undervotes	Overvotes	Absentee Voting Ballots Cast	Early Voting Ballots Cast	Election Day Voting Ballots Cast	Total Ballots Cast
7-S	508	62	3	2	0	0	575	1	0	13	421	142	576
14-S	121	14	0	0	0	0	135	0	0	6	90	39	135
19-S	84	10	0	0	0	0	94	0	0	4	60	30	94
<b>Totals</b>	<b>5,701</b>	<b>1,535</b>	<b>70</b>	<b>16</b>	<b>0</b>	<b>0</b>	<b>7,322</b>	<b>25</b>	<b>0</b>	<b>250</b>	<b>4,445</b>	<b>2,652</b>	<b>7,347</b>

**Canvass Results Report**

Official Tally

Run Time 9:01 AM  
Run Date 11/18/2022

**TITUS COUNTY**

2022 November 8th General Election

11/8/2022

Page 6

**Official Results**

**Registered Voters**

7347 of 17754 = 41.38%

**Precincts Reporting**

23 of 23 = 100.00%

**Paper Sheets Counted**

7,332

**GOVERNOR**

<b>Precinct</b>	<b>Registered Voters</b>	<b>Turnout Percentage</b>
7-S	1,200	48.00%
14-S	237	56.96%
19-S	219	42.92%
<b>Totals</b>	<b>17,754</b>	<b>41.38%</b>

**Canvass Results Report**

Official Tally

Run Time 9:01 AM  
Run Date 11/18/2022

**TITUS COUNTY**

2022 November 8th General Election

11/8/2022

Page 7

**Official Results**

Registered Voters  
7347 of 17754 = 41.38%

Precincts Reporting  
23 of 23 = 100.00%

Paper Sheets Counted  
7,332

**LIEUTENANT GOVERNOR**

Precinct	DAN PATRICK, REP	MIKE COLLIER, DEM	SHANNA STEELE, LIB	Cast Votes	Undervotes	Overvotes	Absentee Voting Ballots Cast	Early Voting Ballots Cast	Election Day Voting Ballots Cast	Total Ballots Cast	Registered Voters	Turnout Percentage
1	43	135	3	181	2	0	19	102	62	183	672	27.23%
2	207	70	1	278	4	0	8	181	93	282	648	43.52%
3	279	53	5	337	2	0	9	217	113	339	694	48.85%
4	366	60	6	432	1	0	7	226	200	433	720	60.14%
5	137	16	3	156	1	0	5	43	109	157	317	49.53%
6	434	40	8	482	2	0	14	276	194	484	966	50.10%
7	37	19	2	58	0	0	4	35	19	58	129	44.96%
8	149	165	11	325	7	0	23	179	130	332	1,520	21.84%
9	161	33	2	196	0	1	7	77	113	197	490	40.20%
10	441	38	10	489	3	0	13	263	216	492	917	53.65%
11	59	14	3	76	2	0	3	32	43	78	275	28.36%
12	146	14	1	161	1	0	1	78	83	162	330	49.09%
14	341	206	5	552	7	0	23	380	156	559	1,628	34.34%
15	331	50	4	385	0	0	12	233	140	385	870	44.25%
16	960	228	18	1,206	7	0	35	820	358	1,213	2,577	47.07%
17	40	91	6	137	2	0	6	77	56	139	675	20.59%
18	70	17	3	90	1	0	1	61	29	91	229	39.74%
19	108	58	5	171	0	0	4	105	62	171	588	29.08%
20	433	152	17	602	7	1	29	386	195	610	1,453	41.98%
6-S	145	27	4	176	1	0	4	103	70	177	400	44.25%

**Canvass Results Report**

Official Tally

Run Time 9:01 AM  
Run Date 11/18/2022

**TITUS COUNTY**

2022 November 8th General Election

11/8/2022

Page 8

**Official Results**

Registered Voters  
7347 of 17754 = 41.38%

Precincts Reporting  
23 of 23 = 100.00%

Paper Sheets Counted  
7,332

**LIEUTENANT GOVERNOR**

Precinct	DAN PATRICK, REP	MIKE COLLIER, DEM	SHANNA STEELE, LIB	Cast Votes	Undervotes	Overvotes	Absentee Voting Ballots Cast	Early Voting Ballots Cast	Election Day Voting Ballots Cast	Total Ballots Cast	Registered Voters	Turnout Percentage
7-S	496	61	9	566	8	2	13	421	142	576	1,200	48.00%
14-S	117	15	0	132	3	0	6	90	39	135	237	56.96%
19-S	83	11	0	94	0	0	4	60	30	94	219	42.92%
<b>Totals</b>	<b>5,583</b>	<b>1,573</b>	<b>126</b>	<b>7,282</b>	<b>61</b>	<b>4</b>	<b>250</b>	<b>4,445</b>	<b>2,652</b>	<b>7,347</b>	<b>17,754</b>	<b>41.38%</b>

**Canvass Results Report**

Official Tally

Run Time 9:01 AM  
Run Date 11/18/2022

**TITUS COUNTY**

2022 November 8th General Election

11/8/2022

Page 9

**Official Results**

Registered Voters  
7347 of 17754 = 41.38%

Precincts Reporting  
23 of 23 = 100.00%

Paper Sheets Counted  
7,332

**ATTORNEY GENERAL**

Precinct	KEN PAXTON, REP	ROCHELLE MERCEDES GARZA, DEM	MARK ASH, LIB	Cast Votes	Undervotes	Overvotes	Absentee Voting Ballots Cast	Early Voting Ballots Cast	Election Day Voting Ballots Cast	Total Ballots Cast	Registered Voters	Turnout Percentage
1	44	135	2	181	1	1	19	102	62	183	672	27.23%
2	201	75	1	277	4	1	8	181	93	282	648	43.52%
3	283	48	5	336	3	0	9	217	113	339	694	48.85%
4	360	63	7	430	3	0	7	226	200	433	720	60.14%
5	135	18	1	154	2	1	5	43	109	157	317	49.53%
6	437	36	7	480	4	0	14	276	194	484	966	50.10%
7	38	18	2	58	0	0	4	35	19	58	129	44.96%
8	149	169	8	326	5	1	23	179	130	332	1,520	21.84%
9	158	36	3	197	0	0	7	77	113	197	490	40.20%
10	445	38	7	490	2	0	13	263	216	492	917	53.65%
11	59	14	3	76	2	0	3	32	43	78	275	28.36%
12	144	15	2	161	1	0	1	78	83	162	330	49.09%
14	336	204	9	549	9	1	23	380	156	559	1,628	34.34%
15	329	50	6	385	0	0	12	233	140	385	870	44.25%
16	963	222	18	1,203	9	1	35	820	358	1,213	2,577	47.07%
17	42	93	2	137	1	1	6	77	56	139	675	20.59%
18	75	12	3	90	1	0	1	61	29	91	229	39.74%
19	109	59	3	171	0	0	4	105	62	171	588	29.08%
20	447	147	8	602	8	0	29	386	195	610	1,453	41.98%
6-S	144	25	7	176	1	0	4	103	70	177	400	44.25%

**Canvass Results Report**

Official Tally

Run Time 9:01 AM  
Run Date 11/18/2022

**TITUS COUNTY**

2022 November 8th General Election

11/8/2022

Page 10

**Official Results**

Registered Voters  
7347 of 17754 = 41.38%

Precincts Reporting  
23 of 23 = 100.00%

Paper Sheets Counted  
7,332

**ATTORNEY GENERAL**

Precinct	KEN PAXTON, REP	ROCHELLE MERCEDES GARZA, DEM	MARK ASH, LIB	Cast Votes	Undervotes	Overvotes	Absentee Voting Ballots Cast	Early Voting Ballots Cast	Election Day Voting Ballots Cast	Total Ballots Cast	Registered Voters	Turnout Percentage
7-S	496	62	8	566	10	0	13	421	142	576	1,200	48.00%
14-S	120	14	0	134	1	0	6	90	39	135	237	56.96%
19-S	82	11	0	93	1	0	4	60	30	94	219	42.92%
<b>Totals</b>	<b>5,596</b>	<b>1,564</b>	<b>112</b>	<b>7,272</b>	<b>68</b>	<b>7</b>	<b>250</b>	<b>4,445</b>	<b>2,652</b>	<b>7,347</b>	<b>17,754</b>	<b>41.38%</b>



**Canvass Results Report**

Official Tally

Run Time 9:01 AM  
Run Date 11/18/2022

**TITUS COUNTY**

2022 November 8th General Election

11/8/2022  
Page 11

**Official Results**

Registered Voters  
7347 of 17754 = 41.38%  
Precincts Reporting  
23 of 23 = 100.00%  
Paper Sheets Counted  
7,332

**COMPTROLLER OF PUBLIC ACCOUNTS**

Precinct	GLENN HEGAR, REP	JANET T. DUDDING, DEM	V. ALONZO ECHEVARRIA-GARZA, LIB	Cast Votes	Undervotes	Overvotes	Absentee Voting Ballots Cast	Early Voting Ballots Cast	Election Day Voting Ballots Cast	Total Ballots Cast	Registered Voters	Turnout Percentage
1	43	132	6	181	1	1	19	102	62	183	672	27.23%
2	203	75	1	279	3	0	8	181	93	282	648	43.52%
3	281	47	4	332	5	2	9	217	113	339	694	48.85%
4	372	54	2	428	5	0	7	226	200	433	720	60.14%
5	136	17	1	154	3	0	5	43	109	157	317	49.53%
6	436	34	5	475	9	0	14	276	194	484	966	50.10%
7	38	17	1	56	2	0	4	35	19	58	129	44.96%
8	151	158	13	322	9	1	23	179	130	332	1,520	21.84%
9	161	34	2	197	0	0	7	77	113	197	490	40.20%
10	445	36	5	486	6	0	13	263	216	492	917	53.65%
11	64	9	4	77	1	0	3	32	43	78	275	28.36%
12	144	13	2	159	3	0	1	78	83	162	330	49.09%
14	342	197	11	550	8	1	23	380	156	559	1,628	34.34%
15	333	42	5	380	5	0	12	233	140	385	870	44.25%
16	982	206	14	1,202	11	0	35	820	358	1,213	2,577	47.07%
17	45	83	10	138	1	0	6	77	56	139	675	20.59%
18	75	11	3	89	2	0	1	61	29	91	229	39.74%
19	110	57	4	171	0	0	4	105	62	171	588	29.08%
20	453	135	10	598	12	0	29	386	195	610	1,453	41.98%
6-S	148	26	2	176	1	0	4	103	70	177	400	44.25%

**Canvass Results Report**

Official Tally

Run Time 9:01 AM  
Run Date 11/18/2022

**TITUS COUNTY**

2022 November 8th General Election

11/8/2022  
Page 12

**Official Results**

Registered Voters  
7347 of 17754 = 41.38%  
Precincts Reporting  
23 of 23 = 100.00%  
Paper Sheets Counted  
7,332

**COMPTROLLER OF PUBLIC ACCOUNTS**

Precinct	GLENN HEGAR, REP	JANET T. DUDDING, DEM	V. ALONZO ECHEVARRIA-GARZA, LIB	Cast Votes	Undervotes	Overvotes	Absentee Voting Ballots Cast	Early Voting Ballots Cast	Election Day Voting Ballots Cast	Total Ballots Cast	Registered Voters	Turnout Percentage
7-S	496	60	7	563	13	0	13	421	142	576	1,200	48.00%
14-S	116	16	0	132	3	0	6	90	39	135	237	56.96%
19-S	79	11	1	91	3	0	4	60	30	94	219	42.92%
<b>Totals</b>	<b>5,653</b>	<b>1,470</b>	<b>113</b>	<b>7,236</b>	<b>106</b>	<b>5</b>	<b>250</b>	<b>4,445</b>	<b>2,652</b>	<b>7,347</b>	<b>17,754</b>	<b>41.38%</b>

**Canvass Results Report**

Official Tally

Run Time 9:01 AM  
Run Date 11/18/2022

**TITUS COUNTY**

2022 November 8th General Election

11/8/2022

Page 13

**Official Results**

Registered Voters  
7347 of 17754 = 41.38%

Precincts Reporting  
23 of 23 = 100.00%

Paper Sheets Counted  
7332

**COMMISSIONER OF THE GENERAL LAND OFFICE**

Precinct	DAWN BUCKINGHAM, REP	JAY KLEBERG, DEM	ALFRED MOLLISON, JR, GRN	CARRIE EVELYN MENGER (W)	Cast Votes	Undervotes	Overvotes	Absentee Voting Ballots Cast	Early Voting Ballots Cast	Election Day Voting Ballots Cast	Total Ballots Cast	Registered Voters	Turnout Percentage
1	42	131	7	0	180	3	0	19	102	62	183	672	27.23%
2	203	72	2	0	277	5	0	8	181	93	282	648	43.52%
3	279	53	1	0	333	6	0	9	217	113	339	694	48.85%
4	368	59	0	0	427	6	0	7	226	200	433	720	60.14%
5	136	15	3	0	154	3	0	5	43	109	157	317	49.53%
6	431	38	6	1	476	8	0	14	276	194	484	966	50.10%
7	37	19	0	0	56	2	0	4	35	19	58	129	44.96%
8	152	165	5	0	322	10	0	23	179	130	332	1,520	21.84%
9	161	34	1	0	196	1	0	7	77	113	197	490	40.20%
10	450	36	2	0	488	4	0	13	263	216	492	917	53.65%
11	63	12	1	0	76	2	0	3	32	43	78	275	28.36%
12	146	14	0	0	160	2	0	1	78	83	162	330	49.09%
14	336	200	9	0	545	14	0	23	380	156	559	1,628	34.34%
15	333	47	1	0	381	4	0	12	233	140	385	870	44.25%
16	966	216	15	0	1,197	16	0	35	820	358	1,213	2,577	47.07%
17	47	86	2	0	135	4	0	6	77	56	139	675	20.59%
18	74	14	0	0	88	3	0	1	61	29	91	229	39.74%
19	109	57	5	0	171	0	0	4	105	62	171	588	29.08%
20	450	145	3	0	598	12	0	29	386	195	610	1,453	41.98%
6-5	149	27	0	0	176	1	0	4	103	70	177	400	44.25%

**Canvass Results Report**

Official Tally

Run Time 9:01 AM  
Run Date 11/18/2022

**TITUS COUNTY**

2022 November 8th General Election

11/8/2022

Page 14

**Official Results**

Registered Voters  
7347 of 17754 = 41.38%

Precincts Reporting  
23 of 23 = 100.00%

Paper Sheets Counted  
7332

**COMMISSIONER OF THE GENERAL LAND OFFICE**

Precinct	DAWN BUCKINGHAM, REP	JAY KLEBERG, DEM	ALFRED MOLISON, JR, GRN	CARRIE EVELYN MENGER (W)	Cast Votes	Undervotes	Overvotes	Absentee Voting Ballots Cast	Early Voting Ballots Cast	Election Day Voting Ballots Cast	Total Ballots Cast	Registered Voters	Turnout Percentage
7-S	489	66	7	0	562	13	1	13	421	142	576	1,200	48.00%
14-S	119	14	0	0	133	2	0	6	90	39	135	237	56.96%
19-S	80	10	0	0	90	4	0	4	60	30	94	219	42.92%
<b>Totals</b>	<b>5,620</b>	<b>1,530</b>	<b>70</b>	<b>1</b>	<b>7,221</b>	<b>125</b>	<b>1</b>	<b>250</b>	<b>4,445</b>	<b>2,652</b>	<b>7,347</b>	<b>17,754</b>	<b>41.38%</b>

**Canvass Results Report**

Official Tally

Run Time 9:01 AM  
Run Date 11/18/2022

**TITUS COUNTY**

2022 November 8th General Election

11/8/2022

Page 15

**Official Results**

Registered Voters  
7347 of 17754 = 41.38%

Precincts Reporting  
23 of 23 = 100.00%

Paper Sheets Counted  
7332

**COMMISSIONER OF AGRICULTURE**

Precinct	SID MILLER, REP	SUSAN HAYS, DEM	Cast Votes	Undervotes	Overvotes	Absentee Voting Ballots Cast	Early Voting Ballots Cast	Election Day Voting Ballots Cast	Total Ballots Cast	Registered Voters	Turnout Percentage
1	45	136	181	2	0	19	102	62	183	672	27.23%
2	203	74	277	5	0	8	181	93	282	648	43.52%
3	286	47	333	6	0	9	217	113	339	694	48.85%
4	369	61	430	3	0	7	226	200	433	720	60.14%
5	137	16	153	4	0	5	43	109	157	317	49.53%
6	438	35	473	11	0	14	276	194	484	966	50.10%
7	39	18	57	1	0	4	35	19	58	129	44.96%
8	151	167	318	14	0	23	179	130	332	1,520	21.84%
9	163	34	197	0	0	7	77	113	197	490	40.20%
10	450	39	489	3	0	13	263	216	492	917	53.65%
11	64	12	76	2	0	3	32	43	78	275	28.36%
12	146	14	160	2	0	1	78	83	162	330	49.09%
14	335	210	545	14	0	23	380	156	559	1,628	34.34%
15	333	46	379	6	0	12	233	140	385	870	44.25%
16	974	224	1,198	15	0	35	820	358	1,213	2,577	47.07%
17	50	85	135	4	0	6	77	56	139	675	20.59%
18	76	13	89	2	0	1	61	29	91	229	39.74%
19	111	60	171	0	0	4	105	62	171	588	29.08%
20	453	145	598	12	0	29	386	195	610	1,453	41.98%
6-S	150	25	175	2	0	4	103	70	177	400	44.25%

**Canvass Results Report**

Official Tally

Run Time 9:01 AM  
Run Date 11/18/2022

**TITUS COUNTY**

2022 November 8th General Election

11/8/2022

Page 16

**Official Results**

Registered Voters  
7347 of 17754 = 41.38%

Precincts Reporting  
23 of 23 = 100.00%

Paper Sheets Counted  
7,332

**COMMISSIONER OF AGRICULTURE**

Precinct	SID MILLER, REP	SUSAN HAYS, DEM	Cast Votes	Undervotes	Overvotes	Absentee Voting Ballots Cast	Early Voting Ballots Cast	Election Day Voting Ballots Cast	Total Ballots Cast	Registered Voters	Turnout Percentage
7-S	497	65	562	14	0	13	421	142	576	1,200	48.00%
14-S	115	16	131	4	0	6	90	39	135	237	56.96%
19-S	81	10	91	3	0	4	60	30	94	219	42.92%
<b>Totals</b>	<b>5,666</b>	<b>1,552</b>	<b>7,218</b>	<b>129</b>	<b>0</b>	<b>250</b>	<b>4,445</b>	<b>2,652</b>	<b>7,347</b>	<b>17,754</b>	<b>41.38%</b>

Canvass Results Report

Official Tally

Run Time 9:01 AM  
Run Date 11/18/2022

TITUS COUNTY

2022 November 8th General Election

11/8/2022

Page 17

Official Results

Registered Voters  
7347 of 17754 = 41.38%

Precincts Reporting  
23 of 23 = 100.00%

Paper Sheets Counted  
7332

RAILROAD COMMISSIONER

Precinct	WAYNE CHRISTIAN, REP	LUKE WARFORD, DEM	JAIMIE ANDRES DIEZ, LIB	HUNTER WAYNE CROW, GRN	Cast Votes	Undervotes	Overvotes	Absentee Voting Ballots Cast	Early Voting Ballots Cast	Election Day Voting Ballots Cast	Total Ballots Cast	Registered Voters	Turnout Percentage
1	42	133	4	1	180	2	1	19	102	62	183	672	27.23%
2	204	71	2	0	277	5	0	8	181	93	282	648	43.52%
3	286	45	3	0	334	5	0	9	217	113	339	694	48.85%
4	367	53	4	4	428	5	0	7	226	200	433	720	60.14%
5	137	15	1	1	154	3	0	5	43	109	157	317	49.53%
6	429	36	8	3	476	8	0	14	276	194	484	966	50.10%
7	35	19	2	0	56	2	0	4	35	19	58	129	44.96%
8	148	149	22	0	319	13	0	23	179	130	332	1,520	21.84%
9	160	35	2	0	197	0	0	7	77	113	197	490	40.20%
10	441	36	10	0	487	4	1	13	263	216	492	917	53.65%
11	62	12	2	0	76	2	0	3	32	43	78	275	28.36%
12	146	12	1	1	160	2	0	1	78	83	162	330	49.09%
14	336	195	14	2	547	12	0	23	380	156	559	1,628	34.34%
15	334	43	4	1	382	3	0	12	233	140	385	870	44.25%
16	969	201	21	7	1,198	15	0	35	820	358	1,213	2,577	47.07%
17	46	78	9	3	136	3	0	6	77	56	139	675	20.59%
18	75	11	3	0	89	2	0	1	61	29	91	229	39.74%
19	107	54	7	3	171	0	0	4	105	62	171	588	29.08%
20	445	135	17	1	598	12	0	29	386	195	610	1,453	41.98%
6-S	149	24	3	1	177	0	0	4	103	70	177	400	44.25%

**Canvass Results Report**

Official Tally

Run Time 9:01 AM  
Run Date 11/18/2022

**TITUS COUNTY**

2022 November 8th General Election

11/8/2022

Page 18

**Official Results**

Registered Voters  
7347 of 17754 = 41.38%

Precincts Reporting  
23 of 23 = 100.00%

Paper Sheets Counted  
7,332

**RAILROAD COMMISSIONER**

Precinct	WAYNE CHRISTIAN, REP	LUKE WARFORD, DEM	JAJME ANDRES DIEZ, LIB	HUNTER WAYNE CROW, GRN	Cast Votes	Undervotes	Overvotes	Absentee Voting Ballots Cast	Early Voting Ballots Cast	Election Day Voting Ballots Cast	Total Ballots Cast	Registered Voters	Turnout Percentage
7-S	489	60	6	7	562	14	0	13	421	142	576	1,200	48.00%
14-S	116	14	1	0	131	4	0	6	90	39	135	237	56.96%
19-S	80	10	0	0	90	4	0	4	60	30	94	219	42.92%
<b>Totals</b>	<b>5,603</b>	<b>1,441</b>	<b>146</b>	<b>35</b>	<b>7,225</b>	<b>120</b>	<b>2</b>	<b>250</b>	<b>4,445</b>	<b>2,652</b>	<b>7,347</b>	<b>17,754</b>	<b>41.38%</b>



**Canvass Results Report**

Official Tally

Run Time 9:01 AM  
Run Date 11/18/2022

**TITUS COUNTY**

2022 November 8th General Election

11/8/2022  
Page 19

**Official Results**

Registered Voters  
7347 of 17754 = 41.38%  
Precincts Reporting  
23 of 23 = 100.00%  
Paper Sheets Counted  
7,332

**JUSTICE, SUPREME COURT, PLACE 3**

Precinct	DEBRA LEHRMANN, REP	ERIN A. NOWELL, DEM	THOMAS EDWARD OXFORD, LIB	Cast Votes	Undervotes	Overvotes	Absentee Voting Ballots Cast	Early Voting Ballots Cast	Election Day Voting Ballots Cast	Total Ballots Cast	Registered Voters	Turnout Percentage
1	46	130	2	178	5	0	19	102	62	183	672	27.23%
2	206	66	2	274	8	0	8	181	93	282	648	43.52%
3	280	47	8	335	4	0	9	217	113	339	694	48.85%
4	362	60	6	428	5	0	7	226	200	433	720	60.14%
5	134	16	4	154	3	0	5	43	109	157	317	49.53%
6	431	35	11	477	7	0	14	276	194	484	966	50.10%
7	38	18	1	57	1	0	4	35	19	58	129	44.96%
8	150	159	7	316	16	0	23	179	130	332	1,520	21.84%
9	160	36	1	197	0	0	7	77	113	197	490	40.20%
10	451	36	2	489	3	0	13	263	216	492	917	53.65%
11	63	12	0	75	3	0	3	32	43	78	275	28.36%
12	144	14	1	159	3	0	1	78	83	162	330	49.09%
14	337	202	8	547	12	0	23	380	156	559	1,628	34.34%
15	328	47	9	384	1	0	12	233	140	385	870	44.25%
16	971	208	17	1,196	17	0	35	820	358	1,213	2,577	47.07%
17	43	87	5	135	4	0	6	77	56	139	675	20.59%
18	73	12	3	88	3	0	1	61	29	91	229	39.74%
19	107	58	5	170	1	0	4	105	62	171	588	29.08%
20	446	143	8	597	13	0	29	386	195	610	1,453	41.98%
6-S	147	23	6	176	1	0	4	103	70	177	400	44.25%

**Canvass Results Report**

Official Tally

Run Time 9:01 AM  
Run Date 11/18/2022

**TITUS COUNTY**

2022 November 8th General Election

11/8/2022

Page 20

**Official Results**

Registered Voters  
7347 of 17754 = 41.38%

Precincts Reporting  
23 of 23 = 100.00%

Paper Sheets Counted  
7,332

**JUSTICE, SUPREME COURT, PLACE 3**

Precinct	DEBRA LEHRMANN, REP	ERIN A. NOWELL, DEM	THOMAS EDWARD OXFORD, LIB	Cast Votes	Undervotes	Overvotes	Absentee Voting Ballots Cast	Early Voting Ballots Cast	Election Day Voting Ballots Cast	Total Ballots Cast	Registered Voters	Turnout Percentage
7-S	496	62	6	564	12	0	13	421	142	576	1,200	48.00%
14-S	117	15	1	133	2	0	6	90	39	135	237	56.96%
19-S	82	9	0	91	3	0	4	60	30	94	219	42.92%
<b>Totals</b>	<b>5,612</b>	<b>1,495</b>	<b>113</b>	<b>7,220</b>	<b>127</b>	<b>0</b>	<b>250</b>	<b>4,445</b>	<b>2,652</b>	<b>7,347</b>	<b>17,754</b>	<b>41.38%</b>

**Canvass Results Report**

Official Tally

Run Time 9:01 AM  
Run Date 11/18/2022

**TITUS COUNTY**

2022 November 8th General Election

11/8/2022

Page 21

**Official Results**

Registered Voters  
7347 of 17754 = 41.38%

Precincts Reporting  
23 of 23 = 100.00%

Paper Sheets Counted  
7,332

**JUSTICE, SUPREME COURT, PLACE 5**

Precinct	REBECA HUDDLE, REP	AMANDA REICHEK, DEM	Cast Votes	Undervotes	Overvotes	Absentee Voting Ballots Cast	Early Voting Ballots Cast	Election Day Voting Ballots Cast	Total Ballots Cast	Registered Voters	Turnout Percentage
1	47	133	180	3	0	19	102	62	183	672	27.23%
2	202	76	278	4	0	8	181	93	282	648	43.52%
3	284	52	336	3	0	9	217	113	339	694	48.85%
4	367	60	427	6	0	7	226	200	433	720	60.14%
5	135	18	153	4	0	5	43	109	157	317	49.53%
6	435	38	473	11	0	14	276	194	484	966	50.10%
7	39	18	57	1	0	4	35	19	58	129	44.96%
8	153	170	323	9	0	23	179	130	332	1,520	21.84%
9	161	36	197	0	0	7	77	113	197	490	40.20%
10	452	37	489	3	0	13	263	216	492	917	53.65%
11	65	10	75	3	0	3	32	43	78	275	28.36%
12	144	16	160	2	0	1	78	83	162	330	49.09%
14	340	210	550	9	0	23	380	156	559	1,628	34.34%
15	338	45	383	2	0	12	233	140	385	870	44.25%
16	980	216	1,196	17	0	35	820	358	1,213	2,577	47.07%
17	48	88	136	3	0	6	77	56	139	675	20.59%
18	75	13	88	3	0	1	61	29	91	229	39.74%
19	110	60	170	1	0	4	105	62	171	588	29.08%
20	456	145	601	9	0	29	386	195	610	1,453	41.98%
6-S	150	25	175	2	0	4	103	70	177	400	44.25%

**Canvass Results Report**

Official Tally

Run Time 9:01 AM  
Run Date 11/18/2022

**TITUS COUNTY**

2022 November 8th General Election

11/8/2022

Page 22

**Official Results**

Registered Voters  
7347 of 17754 = 41.38%

Precincts Reporting  
23 of 23 = 100.00%

Paper Sheets Counted  
7332

**JUSTICE, SUPREME COURT, PLACE 5**

Precinct	REBECA HUDDLE, REP	AMANDA REICHEK, DEM	Cast Votes	Undervotes	Overvotes	Absentee Voting Ballots Cast	Early Voting Ballots Cast	Election Day Voting Ballots Cast	Total Ballots Cast	Registered Voters	Turnout Percentage
7-S	496	66	562	14	0	13	421	142	576	1,200	48.00%
14-S	117	15	132	3	0	6	90	39	135	237	56.96%
19-S	81	10	91	3	0	4	60	30	94	219	42.92%
<b>Totals</b>	<b>5,675</b>	<b>1,557</b>	<b>7,232</b>	<b>115</b>	<b>0</b>	<b>250</b>	<b>4,445</b>	<b>2,652</b>	<b>7,347</b>	<b>17,754</b>	<b>41.38%</b>

**Canvass Results Report**

Official Tally

Run Time 9:01 AM  
Run Date 11/18/2022

**TITUS COUNTY**

2022 November 8th General Election

11/8/2022

Page 23

**Official Results**

Registered Voters  
7347 of 17754 = 41.38%

Precincts Reporting  
23 of 23 = 100.00%

Paper Sheets Counted  
7,332

**JUSTICE, SUPREME COURT, PLACE 9**

Precinct	EVAN YOUNG, REP	JULIA MALDONADO, DEM	Cast Votes	Undervotes	Overvotes	Absentee Voting Ballots Cast	Early Voting Ballots Cast	Election Day Voting Ballots Cast	Total Ballots Cast	Registered Voters	Turnout Percentage
1	43	137	180	3	0	19	102	62	183	672	27.23%
2	206	71	277	5	0	8	181	93	282	648	43.52%
3	283	52	335	4	0	9	217	113	339	694	48.85%
4	365	61	426	7	0	7	226	200	433	720	60.14%
5	134	19	153	4	0	5	43	109	157	317	49.53%
6	438	36	474	10	0	14	276	194	484	966	50.10%
7	39	18	57	1	0	4	35	19	58	129	44.96%
8	147	175	322	10	0	23	179	130	332	1,520	21.84%
9	161	36	197	0	0	7	77	113	197	490	40.20%
10	451	37	488	4	0	13	263	216	492	917	53.65%
11	63	12	75	3	0	3	32	43	78	275	28.36%
12	148	12	160	2	0	1	78	83	162	330	49.09%
14	334	214	548	11	0	23	380	156	559	1,628	34.34%
15	340	44	384	1	0	12	233	140	385	870	44.25%
16	975	220	1,195	18	0	35	820	358	1,213	2,577	47.07%
17	40	96	136	3	0	6	77	56	139	675	20.59%
18	74	14	88	3	0	1	61	29	91	229	39.74%
19	106	64	170	1	0	4	105	62	171	588	29.08%
20	453	143	596	14	0	29	386	195	610	1,453	41.98%
6-S	149	26	175	2	0	4	103	70	177	400	44.25%

**Canvass Results Report**

Official Tally

Run Time 9:01 AM  
Run Date 11/18/2022

**TITUS COUNTY**

2022 November 8th General Election

11/8/2022

Page 24

**Official Results**

Registered Voters  
7347 of 17754 = 41.38%

Precincts Reporting  
23 of 23 = 100.00%

Paper Sheets Counted  
7,347

**JUSTICE, SUPREME COURT, PLACE 9**

Precinct	EVAN YOUNG, REP	JULIA MALDONADO, DEM	Cast Votes	Undervotes	Overvotes	Absentee Voting Ballots Cast	Early Voting Ballots Cast	Election Day Voting Ballots Cast	Total Ballots Cast	Registered Voters	Turnout Percentage
7-S	499	64	563	13	0	13	421	142	576	1,200	48.00%
14-S	117	15	132	3	0	6	90	39	135	237	56.96%
19-S	80	11	91	3	0	4	60	30	94	219	42.92%
<b>Totals</b>	<b>5,645</b>	<b>1,577</b>	<b>7,222</b>	<b>125</b>	<b>0</b>	<b>250</b>	<b>4,445</b>	<b>2,652</b>	<b>7,347</b>	<b>17,754</b>	<b>41.38%</b>

**Canvass Results Report**

Official Tally

Run Time 9:01 AM

Run Date 11/18/2022

**TITUS COUNTY**

2022 November 8th General Election

11/8/2022

Page 25

**Official Results**

Registered Voters  
7347 of 17754 = 41.38%

Precincts Reporting  
23 of 23 = 100.00%

Paper Sheets Counted  
7332

**JUDGE, COURT OF CRIMINAL APPEALS PLACE 5**

Precinct	SCOTT WALKER, REP	DANA HUFFMAN, DEM	Cast Votes	Undervotes	Overvotes	Absentee Voting Ballots Cast	Early Voting Ballots Cast	Election Day Voting Ballots Cast	Total Ballots Cast	Registered Voters	Turnout Percentage
1	45	133	178	5	0	19	102	62	183	672	27.23%
2	206	71	277	5	0	8	181	93	282	648	43.52%
3	283	50	333	6	0	9	217	113	339	694	48.85%
4	368	60	428	5	0	7	226	200	433	720	60.14%
5	134	20	154	3	0	5	43	109	157	317	49.53%
6	435	37	472	12	0	14	276	194	484	966	50.10%
7	38	17	55	3	0	4	35	19	58	129	44.96%
8	148	169	317	14	1	23	179	130	332	1,520	21.84%
9	163	34	197	0	0	7	77	113	197	490	40.20%
10	452	37	489	3	0	13	263	216	492	917	53.65%
11	64	11	75	3	0	3	32	43	78	275	28.36%
12	144	15	159	3	0	1	78	83	162	330	49.09%
14	337	213	550	9	0	23	380	156	559	1,628	34.34%
15	338	44	382	3	0	12	233	140	385	870	44.25%
16	976	219	1,195	17	1	35	820	358	1,213	2,577	47.07%
17	50	82	132	7	0	6	77	56	139	675	20.59%
18	76	12	88	3	0	1	61	29	91	229	39.74%
19	106	64	170	1	0	4	105	62	171	588	29.08%
20	453	145	598	12	0	29	386	195	610	1,453	41.98%
6-S	149	27	176	1	0	4	103	70	177	400	44.25%

**Canvass Results Report**

Official Tally

Run Time 9:01 AM  
Run Date 11/18/2022

**TITUS COUNTY**

2022 November 8th General Election

11/8/2022

Page 26

**Official Results**

Registered Voters  
7347 of 17754 = 41.38%

Precincts Reporting  
23 of 23 = 100.00%

Paper Sheets Counted  
7,352

**JUDGE, COURT OF CRIMINAL APPEALS PLACE 5**

Precinct	SCOTT WALKER, REP	DANA HUFFMAN, DEM	Cast Votes	Undervotes	Overvotes	Absentee Voting Ballots Cast	Early Voting Ballots Cast	Election Day Voting Ballots Cast	Total Ballots Cast	Registered Voters	Turnout Percentage
7-S	497	66	563	13	0	13	421	142	576	1,200	48.00%
14-S	116	16	132	3	0	6	90	39	135	237	56.96%
19-S	79	12	91	3	0	4	60	30	94	219	42.92%
<b>Totals</b>	<b>5,657</b>	<b>1,554</b>	<b>7,211</b>	<b>134</b>	<b>2</b>	<b>250</b>	<b>4,445</b>	<b>2,652</b>	<b>7,347</b>	<b>17,754</b>	<b>41.38%</b>



**Canvass Results Report**

Official Tally

Run Time 9:01 AM  
Run Date 11/18/2022

**TITUS COUNTY**

2022 November 8th General Election

11/8/2022

Page 27

**Official Results**

Registered Voters  
7347 of 17754 = 41.38%

Precincts Reporting  
23 of 23 = 100.00%

Paper Sheets Counted  
7332

**JUDGE, COURT OF CRIMINAL APPEALS PLACE 6**

Precinct	JESSE F. MCCLURE, III, REP	ROBERT JOHNSON, DEM	Cast Votes	Undervotes	Overvotes	Absentee Voting Ballots Cast	Early Voting Ballots Cast	Election Day Voting Ballots Cast	Total Ballots Cast	Registered Voters	Turnout Percentage
1	41	140	181	2	0	19	102	62	183	672	27.23%
2	207	71	278	4	0	8	181	93	282	648	43.52%
3	282	53	335	4	0	9	217	113	339	694	48.85%
4	369	59	428	5	0	7	226	200	433	720	60.14%
5	135	18	153	4	0	5	43	109	157	317	49.53%
6	433	38	471	13	0	14	276	194	484	966	50.10%
7	39	17	56	2	0	4	35	19	58	129	44.96%
8	146	176	322	10	0	23	179	130	332	1,520	21.84%
9	160	35	195	2	0	7	77	113	197	490	40.20%
10	452	36	488	4	0	13	263	216	492	917	53.65%
11	62	13	75	3	0	3	32	43	78	275	28.36%
12	146	14	160	2	0	1	78	83	162	330	49.09%
14	336	213	549	10	0	23	380	156	559	1,628	34.34%
15	339	43	382	3	0	12	233	140	385	870	44.25%
16	981	214	1,195	18	0	35	820	358	1,213	2,577	47.07%
17	44	92	136	3	0	6	77	56	139	675	20.59%
18	75	13	88	3	0	1	61	29	91	229	39.74%
19	110	60	170	1	0	4	105	62	171	588	29.08%
20	451	147	598	11	1	29	386	195	610	1,453	41.98%
6-S	151	24	175	2	0	4	103	70	177	400	44.25%

**Canvass Results Report**

Official Tally

Run Time 9:01 AM  
Run Date 11/18/2022

**TITUS COUNTY**

2022 November 8th General Election

11/8/2022

Page 28

**Official Results**

Registered Voters  
7347 of 17754 = 41.38%

Precincts Reporting  
23 of 23 = 100.00%

Paper Sheets Counted  
7332

**JUDGE, COURT OF CRIMINAL APPEALS PLACE 6**

Precinct	JESSE F. MCCLURE, III, REP	ROBERT JOHNSON, DEM	Cast Votes	Undervotes	Overvotes	Absentee Voting Ballots Cast	Early Voting Ballots Cast	Election Day Voting Ballots Cast	Total Ballots Cast	Registered Voters	Turnout Percentage
7-S	496	66	562	14	0	13	421	142	576	1,200	48.00%
14-S	118	14	132	3	0	6	90	39	135	237	56.96%
19-S	80	11	91	3	0	4	60	30	94	219	42.92%
<b>Totals</b>	<b>5,653</b>	<b>1,567</b>	<b>7,220</b>	<b>126</b>	<b>1</b>	<b>250</b>	<b>4,445</b>	<b>2,652</b>	<b>7,347</b>	<b>17,754</b>	<b>41.38%</b>

**Canvass Results Report**

Official Tally

Run Time 9:01 AM  
Run Date 11/18/2022

**TITUS COUNTY**

2022 November 8th General Election

11/8/2022

Page 29

**Official Results**

Registered Voters  
7347 of 17754 = 41.38%

Precincts Reporting  
23 of 23 = 100.00%

Paper Sheets Counted  
7332

**COUNTY COMMISSIONER PRECINCT 2**

Precinct	JOE D. MITCHELL, REP	PATRICK S. JONES, DEM	Cast Votes	Undervotes	Overvotes	Absentee Voting Ballots Cast	Early Voting Ballots Cast	Election Day Voting Ballots Cast	Total Ballots Cast	Registered Voters	Turnout Percentage
1	42	139	181	1	1	19	102	62	183	672	27.23%
4	361	62	423	8	2	7	226	200	433	720	60.14%
11	64	13	77	1	0	3	32	43	78	275	28.36%
12	141	20	161	1	0	1	78	83	162	330	49.09%
14	339	213	552	6	1	23	380	156	559	1,628	34.34%
18	80	11	91	0	0	1	61	29	91	229	39.74%
14-S	115	17	132	3	0	6	90	39	135	237	56.96%
<b>Totals</b>	<b>1,142</b>	<b>475</b>	<b>1,617</b>	<b>20</b>	<b>4</b>	<b>60</b>	<b>969</b>	<b>612</b>	<b>1,641</b>	<b>4,091</b>	<b>40.11%</b>

**Canvass Results Report**

Official Tally

Run Time 9:01 AM  
Run Date 11/18/2022

**TITUS COUNTY**

2022 November 8th General Election

11/8/2022

Page 30

**Official Results**

Registered Voters  
7347 of 17754 = 41.38%

Precincts Reporting  
23 of 23 = 100.00%

Paper Sheets Counted  
7332

**SCHOOL BOARD TRUSTEE, DISTRICT 1**

Precinct	SHARON NEARS	JEREMY HAMPTON	ROB TERRY, JR.	JOE LEWIS	MICHAEL BARLEY	MIKE CLIFTON	MICHAEL PAUL BROWN	BRANDON MILAM	Cast Votes	Undervotes	Overvotes	Absentee Voting Ballots Cast	Early Voting Ballots Cast
6-S	73	82	57	63	34	83	53	61	506	379	0	4	103
7-S	215	311	188	189	176	298	151	243	1,771	1,099	2	13	421
14-S	59	78	38	40	24	60	29	62	390	280	1	6	90
19-S	42	53	32	24	19	40	25	38	273	187	2	4	60
<b>Totals</b>	<b>389</b>	<b>524</b>	<b>315</b>	<b>316</b>	<b>253</b>	<b>481</b>	<b>258</b>	<b>404</b>	<b>2,940</b>	<b>1,945</b>	<b>5</b>	<b>27</b>	<b>674</b>

**Canvass Results Report**

Official Tally

Run Time 9:01 AM

Run Date 11/18/2022

**TITUS COUNTY**

2022 November 8th General Election

11/8/2022

Page 31

**Official Results**

Registered Voters  
7347 of 17754 = 41.38%

Precincts Reporting  
23 of 23 = 100.00%

Paper Sheets Counted  
7,332

**SCHOOL BOARD TRUSTEE, DISTRICT 1**

Precinct	Election Day Voting Ballots Cast	Total Ballots Cast	Registered Voters	Turnout Percentage
6-S	70	177	400	44.25%
7-S	142	576	1,200	48.00%
14-S	39	135	237	56.96%
19-S	30	94	219	42.92%
<b>Totals</b>	<b>281</b>	<b>982</b>	<b>2,056</b>	<b>47.76%</b>

**Canvass Results Report**

Official Tally

Run Time 9:01 AM  
Run Date 11/18/2022

**TITUS COUNTY**

2022 November 8th General Election

11/8/2022

Page 32

**Official Results**

**Registered Voters**  
7347 of 17754 = 41.38%

**Precincts Reporting**  
23 of 23 = 100.00%

**Paper Sheets Counted**  
7352

\*\*\* End of report \*\*\*